



HAL
open science

Experimental Evidence on Gender Interaction in Lying Behavior

Seeun Jung, Radu Vranceanu

► **To cite this version:**

Seeun Jung, Radu Vranceanu. Experimental Evidence on Gender Interaction in Lying Behavior. 2015.
hal-01184964v1

HAL Id: hal-01184964

<https://essec.hal.science/hal-01184964v1>

Preprint submitted on 18 Aug 2015 (v1), last revised 26 Oct 2015 (v2)

HAL is a multi-disciplinary open access archive for the deposit and dissemination of scientific research documents, whether they are published or not. The documents may come from teaching and research institutions in France or abroad, or from public or private research centers.

L'archive ouverte pluridisciplinaire **HAL**, est destinée au dépôt et à la diffusion de documents scientifiques de niveau recherche, publiés ou non, émanant des établissements d'enseignement et de recherche français ou étrangers, des laboratoires publics ou privés.

Experimental Evidence on Gender Interaction in Lying Behavior

RESEARCH CENTER
ESSEC Working Paper 1514

2015

Seeun Jung

Radu Vranceanu



L'esprit pionnier

Experimental Evidence on Gender Interaction in Lying Behavior

Seeun Jung* and Radu Vranceanu[†]

July 2015

Abstract

The paper reports results from an Ultimatum Game experiment with asymmetric information where Proposers can send to Responders misleading information about their endowment. We allow for all possible gender combinations in the Proposer-Responder pairs. Proposer messages that underestimate the actual amount are quite widespread. The frequency of lying is slightly higher in mixed groups. Conditional on lying, men tend to state bigger lies than women. On the other hand, women tend to tell smaller lies when paired with men, than when paired with women. In general, women present higher acceptance rates than men.

Keywords: Gender studies, Ultimatum Game, Asymmetric information, Lies, Extensive vs. intensive margin.

JEL Classification: J16, D83, C72, C91.

1 Introduction

There is a growing body of literature on lying and deception in experimental economics, aiming to reveal what motivates individuals to resort to such questionable communication methods. In an influential paper, [Gneezy \(2005\)](#) shows that when subjects can reap a benefit from lying, many subjects do so, even if this involves a loss for their partner. Another important finding of these empirical studies is that humans present some form of aversion to lying, although its extent can vary greatly from one individual to another ([Sanchez-Pages and Vorsatz \(2007\)](#); [Vanberg \(2008\)](#); [Lundquist et al. \(2009\)](#); [Hao and Houser \(2010\)](#); [Charness and Dufwenberg \(2006, 2010\)](#); [Erat and Gneezy \(2012\)](#); [Ariely \(2012\)](#)). Thus, when they lie, people seldom take the lie to the extreme, as if they were trading-off some benefits from lying against protecting their image of a honest person.

Several scholars used the asymmetric information version of the Ultimatum Game (UG)¹ to analyze the extent and consequences of misleading communication in such a typical non-cooperative setting (e.g., [Croson \(2003\)](#), [Boles and Murnighan \(2000\)](#), [Kriss et al. \(2013\)](#), [Besancenot et al. \(2013\)](#), or [Anbarci et al. \(2015\)](#)). In most of these studies,

*ESSEC Business School and THEMA. PB 50105, 95021 Cergy, France. E-mail: jung@essec.edu

[†]ESSEC Business School and THEMA. PB 50105, 95021 Cergy, France. E-mail: vranceanu@essec.fr

¹The Ultimatum Game was developed by [Güth et al. \(1982\)](#). See [Güth and Kocher \(2014\)](#) and [van Damme et al. \(2014\)](#) for recent surveys. The asymmetric information version was introduced by [Mitzkewitz and Nagel \(1993\)](#) and was further extended by many other scholars.

the endowment of the Proposer is private information to him; he is allowed to make an unverifiable and not-binding statement about this endowment to the Responder, and then he must make an offer to the Responder; the latter sees the offer and the message, and must decide whether to accept the offer or turn it down. If he rejects the offer, payoffs of both players are set to zero, in a move that, contrary to the Dictator Game, provides the Responder with some retaliation power. In general these studies show that Proposers systematically claim to have received an endowment lower than the actual endowment. As it has been argued by [Besancenot et al. \(2013\)](#) by means of a simple model, if (1) Responders have fairness concerns and (2) there are at least some Proposers who always tell the truth (have very high lying costs), it is in the interest of the other Proposers to understate the amount received because Bayesian Responders would (partially) trust them, and would therefore accept lower offers.²

This paper aims to take these results one step further and analyze whether in this game gender-interactions have an impact on communication strategies. In particular, we aim at analyzing what gender composition of the Proposer-Responder pairs is the most supportive to truth-telling. Gender issues are a topical issue in economics, particularly since economists have shown that gender discrimination in the workplace is still widespread in the Western World (see [Azmat and Petrongolo \(2014\)](#) for a recent survey).

Experimental economics have shown that men tend to be less risk averse than women ([Croson and Gneezy \(2009\)](#); [Eckel and Grossman \(2008\)](#)), and also have a stronger preference for competition ([Niederle and Vesterlund \(2007, 2011\)](#); [Croson and Gneezy \(2009\)](#)). Both these personal characteristics would make us believe that men would adopt more aggressive communication strategies than women. In the context of the former game, they might lie more if they are less afraid of seeing the offer rejected. Because men have stronger preference for competitive attitudes, they might adopt “bluffing” strategies more often, in particular when teamed with allegedly more cooperative women.

Our experiment allows to test these assumptions by observing the empirical communication strategies of the Proposers, depending on their gender and the gender of their partner. In a nutshell, at the outset of typical round, the computer draws Proposer’s endowment from the set of integer numbers [50;100]. The proposer makes an offer and simultaneously sends an unverifiable message to the Responder, indicating the amount of the endowment. Obviously, he/she can tell the truth, or lie by communicating a different endowment than the actual one. The methodology builds on the paper by [Besancenot et al. \(2013\)](#), with the notable difference that subjects are now aware of the gender of their partner ([Jung and Vranceanu \(2015\)](#)). In general, in this game, men resort more often to dishonest communication as compared to women. The largest (respectively lowest) lies are recorded by man (women) Proposers teamed with a woman (man) Responder. In general, whatever the Proposer’s gender, women’s acceptance rate of the offer is higher than men’ acceptance rate.

Differences in how men (women) react when paired with same (opposite) gender partners have already been observed in standard Ultimatum Games with perfect information. [Eckel and Grossman \(2001\)](#) find that women make more generous offers than men, that offers made by women do not depend on the partner’s gender, and that they are more likely to be accepted. [Solnick \(2001\)](#) finds that on average women and men do similar offers, but women make higher offers to man opposers. Also, Responders of both genders are more demanding when the opposer is female. In a 2x2 design – male/female and

²The strategy to overstate the endowment is hard to justify in this game, since Proposers who adopt it not only would bear the lying cost, but also would see chances to see their offer accepted falling.

origin of Jewish immigrants to Israel (Ashkenazic / Sephardic) – [Fershtman and Gneezy \(2001\)](#) found that males (but not females) discriminate against Ashkenazic men (but not against women), offering them less than they do to Sephardic men. Our analysis will also allow to test whether these documented differences hold in our specific setting.

2 Experimental design

At the beginning of the experiment, subjects were matched in pairs at random without revealing their identity. Instructions were presented via computer interface and all interactions were computerized.³ Subject roles (i.e., Proposer or Responder) were randomly assigned. Each proposer played the game five times (rounds) against the same anonymous partner.

At the beginning of each round, the computer draws the Proposer’s endowment S among integers in the range of $[50; 100]$ Experimental Currency Units (ECUs) with the same probability. The statistical distribution of S is common knowledge, but only Proposers know the actual endowment. They nonetheless can send an unverifiable message to the Responder about the amount of their endowment; the stated amount is denoted by M . Truthful communication is equivalent to $M = S$, and dishonest communication is equivalent to $M \neq S$. The Proposer also makes an offer R to the Responder. Like in a standard UG, at the end of the game the Responder can accept the offer R (then the Proposer’s payoff is $(S - R)$), or turn it down thus bringing payoffs of both players to zero.

As already mentioned, this study aims at analyzing the impact of gender interaction on the communication and pie sharing strategies. Thus, different from [Besancenot et al. \(2013\)](#), in this paper we manipulate the gender composition of the Proposer-Responder pairs, to create mixed pairs, man-man and woman-woman pairs. We ensure that students who participated in one treatment could not participate in another treatment (between subjects design). It was also important to ensure that team members were aware of the gender of their partner, while preserving anonymity and without conveying this information in a salient way. We thus followed the method used by [Jung and Vranceanu \(2015\)](#) in organizing sessions where only men (only women) were invited, and mixed-gender sessions with an equal number of men and women. In the single-gender sessions participants can clearly observe that only men (women) are present, so they realized that they were paired with a same-gender partner. In the mixed gender sessions, all pairs were mixed but individuals cannot observe it directly. Thus, to convey information on the gender of the partner in a non-directive way and without relaxing anonymity, at the beginning of the experiment, participants were asked to complete an electronic form concerning their “personal characteristics” - age, gender and level of education. Immediately thereafter, the information was communicated to the other team member as “basic information” about his/her partner. In our student population, ages and levels of education are not differentiating characteristics. The only distinctive characteristic was gender, but no emphasis was placed on this.

Participants were recruited from the student population of ESSEC Business School in Paris-Cergy (France), who answered to a call for paid decision experiments. All sessions were conducted at the Experimental Research Lab of the school; the first session was held

³The computer program was written in z-Tree ([Fischbacher \(2007\)](#)) by Delphine Dubart. Instructions are presented in the Appendix.

on March 18, 2015, with a total of 12 male pairs, followed by the second session on March 19, 2015 with 11 female pairs; the third session was on April 3, 2015 with 11 mixed gender pairs, the fourth session was on May 12, 2015 with 4 mixed gender pairs, and the last session was held on May 12, 2015 with 8 mixed gender pairs and 5 male pairs. We thus gathered a total of 255 observations (51 per round). At the end of the experiment, we asked students whether they could recall the gender of their partner, and if so, what the gender was; one (out of 102 subjects) could not recall this. Observations related to this individual were excluded from further analyses.

Actual payoffs in one randomly chosen round were paid for real money, at an exchange rate of 10 euros for 100 experimental currency units. The test lasted for 20 minutes on average, and players earned 9.5 euros (including a 2 euros fixed participation amount).

3 Results

3.1 Basic statistics

Table 1 presents simple descriptive statistics for the full sample and the four groups of different gender compositions. We categorized our groups according to the gender of the Proposer and the gender of the Responder (in exactly this order) as MM for men (Proposers)-men (Responders), WW for women-women, MW for men-women, and WM for women-man. The endowment S was generated by computer random sampling in the interval $[50; 100]$, therefore the mean of the endowment (75ECUs) does not differ across the groups. As already mentioned, the “stated” endowment is denoted by M , and the offered amount is denoted by R .

LIE_D is an indicator variable, taking value 1 if the proposer had lied about the amount of endowment when sending the message ($M \neq S$), and 0 if else. The continuous variable $LIE = S - M$, referred to as the “amount of lie”, is a measure of Proposer’s dishonesty. In a very small number of cases (3.4%)⁴, Proposers overstated the actual endowment; as already mentioned, this strategy is hard to be rationalized in a model with lying costs and Bayesian Responders. Therefore, in further analyses we truncate these observations to the actual endowment (as if they were telling the truth).

ACC is a indicator variable taking the value 1 if the Responder accepted the offer and 0 if else.

Let us firstly analyze the *Proposers’ behavior*. Figure 1 presents the average all-round amount of the offers R made by proposers across groups. On average, offers represent about 41% (31.06 out of 75.71) of the endowment, in line with standard outcome in other UG experiments. In our experiment, **(R1)** *men tend to make higher offers (to both men or women) than women, who are the least generous with women*. This results contrasts with early results from a perfect information UG by [Eckel and Grossman \(2001\)](#) who showed that women make more generous offers than men, or [Solnick \(2001\)](#), who observed that women make higher offer to men.

When analyzing lying behavior, we can distinguish between an “extensive margin”, as the yes/no decision whether to understate the actual endowment ($LIE_D = 1$), and the “intensive margin” or the amount of the lie, $LIE = S - M$ conditional on choosing to lie. Figure 2 shows the all-round frequency of lying by gender group, and Figure 3 displays the average all-round average amount of lies, conditional on lying.

⁴9 times out of 265 observations

Table 1: Descriptive Statistics

	count	mean	sd	min	max
<u>Full Sample</u>					
S	250	75.71	13.95	50	100
M	250	65.61	11.53	50	100
R	250	31.06	7.41	9	50
LIE_D	250	0.69	0.46	0	1
LIE	250	10.52	11.18	0	45
LIE cond. LIE_D=1	173	15.20	10.45	1	45
Accept	250	0.76	0.43	0	1
<u>MM</u>					
S	85	76.09	14.10	50	99
M	85	66.62	13.10	50	100
R	85	32.01	7.83	10	50
LIE_D	85	0.65	0.48	0	1
LIE	85	10.28	11.45	0	45
LIE cond. LIE_D=1	55	15.89	10.63	1	45
Accept	85	0.69	0.46	0	1
<u>WW</u>					
S	55	75.62	12.68	51	100
M	55	64.98	10.22	50	90
R	55	30.65	7.07	10	45
LIE_D	55	0.67	0.47	0	1
LIE	55	10.64	11.87	0	43
LIE cond. LIE_D=1	37	15.81	11.28	1	43
Accept	55	0.85	0.36	0	1
<u>MW</u>					
S	55	74.71	15.64	51	100
M	55	63.89	10.56	50	100
R	55	31.44	6.28	20	50
LIE_D	55	0.71	0.46	0	1
LIE	55	11.33	12.36	0	45
LIE cond. LIE_D=1	39	15.97	11.87	1	45
Accept	55	0.82	0.39	0	1
<u>WM</u>					
S	55	76.22	13.46	51	99
M	55	66.38	11.18	50	96
R	55	29.62	8.03	9	48
LIE_D	55	0.76	0.43	0	1
LIE	55	9.95	8.80	0	40
LIE cond. LIE_D=1	42	13.02	7.81	1	40
Accept	55	0.69	0.47	0	1

Figure 1: Offer by Gender Composition

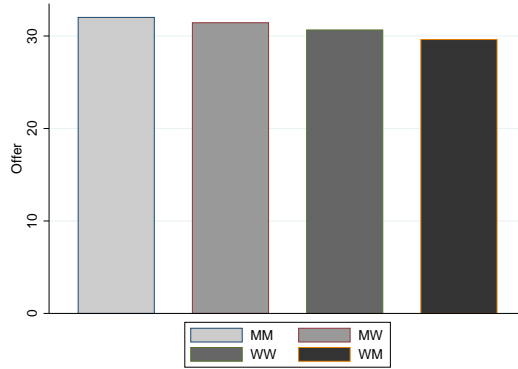


Figure 2: Frequency of Lying by Gender Composition

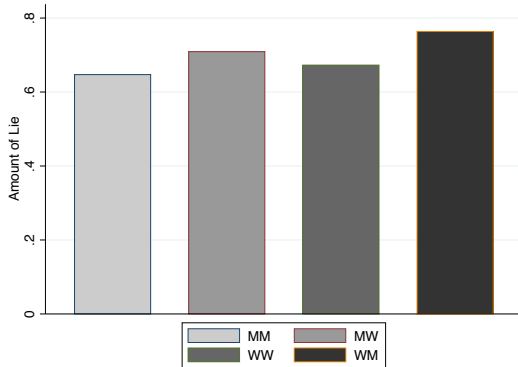
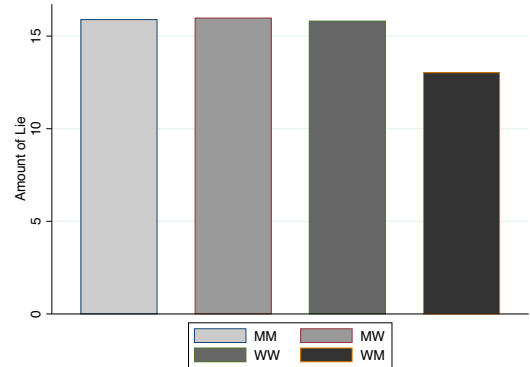


Figure 3: Amount of Lie cond. on Lying by Gender Composition



Lying by understating the actual endowment S is a widespread strategy. Proposers made this choice in 65%-67% of the decisions taken in same gender pairs; the lying frequency raises to 71%-76% in mixed gender pairs. It turns out that **(R2)** *both man and women would lie more often when paired the opposite gender Responder*.⁵

However, conditional on lying, **(R3)** *the average amount of lie submitted by women Proposers paired with men Responders is smaller than in all other groups* (13 ECUs vs. more than 15.8 ECUs).

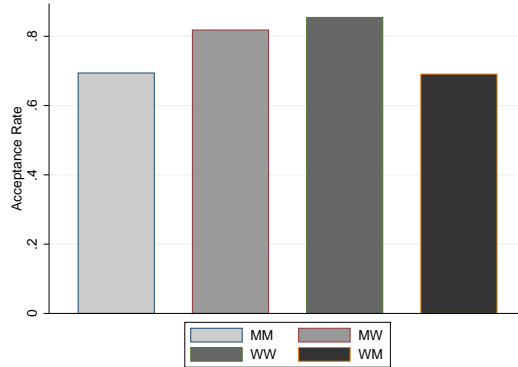
If we put together (R2) and (R3), in mixed groups both man and women Proposers will adopt more frequently the lying strategy (compared with homogenous groups), yet in the case of Women Proposers - Men Responders, the high frequency of lying (high extensive margin) is somehow offset by the lower average amount of lies (lower intensive margin).

Turning to *Responders' behavior*, results in Table 1 and Figure 4 show that whatever the gender of the partner, **(R4)** *women's acceptance rate is higher than men's acceptance rate* (82%-85% vs. 69%, respectively) according to the basic statistics. This result differs from Solnick (2001) who, in a perfect information UG, showed that Responders are more demanding when the Proposer is female.

Regression analysis will allow us to check whether these four key results hold when adding additional controls.

⁵This result will not receive statistical validity in subsequent regression analysis.

Figure 4: Acceptance by Gender Composition



3.2 Regression analysis

a/ Proposer Offer Strategy

We first estimate an offer equation. The dependent variable is the amount of the offer made by the Proposer i at round t , S_{it} . Gender covariates are four indicator variables: MM (respectively MW) takes the value 1 if the Proposer is a man paired with a man (respectively woman) Responder and zero if else; WM (respectively WW) takes the value 1 if the Proposer is a woman paired with a men (respectively women) Responder, and zero if else. Other covariates are the endowment S and the LIE , as well as the lagged amount of LIE or acceptance decision (ACC). Since our dataset has a panel structure, we implement a random-effects regression model in order to take into account individual random effects over periods.

Table 2 reports the output of the regression. The WW group was set as the reference thus does not appears in the output table. Columns (1) and (2) are the regression models with and without the gender indicators, including the full five periods; Columns (3) and (4) include one round lagged terms LIE_{-1} and ACC_{-1} , in order to control for possible path-dependent behavior.

As expected, the offer R is increasing in the endowment S , with offers raising over the five rounds.

In line with the former result (**R1**), on average man Proposers make larger offers than women Proposers. This outcome can be explained either by preferences (men are more generous) or by the more pessimistic beliefs about the acceptance of lower offers. The analysis of the acceptance decision (Table 5) will show that man Responders tend to reject (identical) offers more often than women, an observation that would support the second explanation. Furthermore, men Proposers paired with women are the most generous (as shown by the coefficient of MW), while women Proposers teamed with man are the least generous (as shown by the negative coefficient of WM).

The offer is negatively correlated with the amount of the lie, as found by [Besancenot et al. \(2013\)](#). When understating the endowment by one ECU, Proposers reduce their offer by 0.5 ECU.

Finally, as expected, Proposers tend to reduce their offer if their past period offer was accepted.

b/ Proposer Communication Strategy

We can turn now our attention to the communication strategies. As already mentioned, lying involves both an “extensive margin” (the frequency of false statement) and

Table 2: Offer Decision

	(1)	(2)	(3)	(4)
	R	R	R	R
S	0.546*** (0.02)	0.547*** (0.02)	0.534*** (0.02)	0.537*** (0.03)
LIE	-0.506*** (0.03)	-0.509*** (0.03)	-0.502*** (0.03)	-0.502*** (0.04)
Period	0.423*** (0.14)	0.422*** (0.15)	0.395** (0.18)	0.403** (0.16)
MM		0.917* (0.51)	0.993 (0.61)	0.998* (0.58)
MW		1.631*** (0.55)	1.601*** (0.52)	1.588*** (0.55)
WM		-1.716*** (0.57)	-1.459** (0.59)	-1.421** (0.57)
ACC ₋₁			-1.280*** (0.50)	-1.276*** (0.44)
LIE ₋₁				0.021 (0.02)
_cons	-6.187*** (1.37)	-6.560*** (1.55)	-4.678*** (1.63)	-5.152** (2.16)
chi2	770.764	748.352	855.075	498.144
N	250	250	200	200
r2_w	0.805	0.805	0.858	0.860
r2_b	0.455	0.527	0.556	0.548
r2_o	0.675	0.701	0.734	0.731

* p<0.10, ** p<0.05, *** p<0.01

Robust S.E Clustered at the individual level.

an “intensive” margin (the amount of understatement).

Table 3 provides the output of a random-effects regression model with LIE_D as the dependent variable. This emphasizes the impact of the group interaction on the communication strategy (honest/dishonest). The main covariates are the gender indicator variables MM, MW, and WM, with WW as the reference group.

Data are only weakly consistent with (**R2**): the frequency of lying is somewhat higher in mixed groups as compared to homogenous groups, and is not significantly different between MM and WW groups. This may suggest that the gender composition matter less in deciding whether to lie or not, than in deciding about the amount of lying once they choose to lie (i.e. the extensive margin is relatively small as compared to the intensive margin in lying behavior).

Table 4 presents the random effects model of a “lie equation conditional on lying” aiming to analyze the impact of the gender composition on the intensive margin of lying behavior. The dependent variable is the amount of the lie, $LIE = M - S > 0$. Covariates are the same as before. Obviously, the set of observations comprises now only games where the Proposer has understated the amount of the endowment (we exclude all cases

Table 3: Frequency of Lying

	(1)	(2)	(3)	(4)
	LIE_D	LIE_D	LIE_D	LIE_D
R	-0.036*** (0.00)	-0.036*** (0.00)	-0.042*** (0.00)	-0.041*** (0.00)
S	0.020*** (0.00)	0.020*** (0.00)	0.022*** (0.00)	0.022*** (0.00)
Period	0.024 (0.01)	0.024 (0.02)	0.027 (0.02)	0.027 (0.02)
MM		0.014 (0.05)	0.029 (0.07)	0.029 (0.06)
MW		0.083 (0.06)	0.059 (0.07)	0.057 (0.07)
WM		0.041 (0.06)	0.022 (0.07)	0.026 (0.06)
ACC ₋₁			-0.044 (0.07)	-0.045 (0.06)
LIE ₋₁				0.002 (0.00)
_cons	0.199 (0.15)	0.166 (0.15)	0.251 (0.17)	0.196 (0.17)
chi2	160.652	168.486	133.915	108.717
N	250.000	250.000	200.000	200.000
r2_w	0.312	0.312	0.375	0.371
r2_b	0.359	0.368	0.400	0.425
r2_o	0.333	0.337	0.387	0.397

* p<0.10, ** p<0.05, *** p<0.01

Robust S.E Clustered at the individual level.

of truthful reporting).

As expected, the amount of lying is proportional to the endowment. Indeed, Responders' trust in the message must be decreasing in the stated amount; if the Proposer claims to get 100ECU (the upper bound), this message can only be true; if he claims he got 50 (the lower bound), Responders' doubts about the truthfulness of this claim should be the highest. Thus the optimal claim should be somewhere between the endowment and the lower bound. The higher the endowment, the higher the lie can be.

The analysis of the coefficients of the gender indicator variables corroborate our result (**R3**). First of all, men will understate the endowment by a bigger difference if their partner is a woman. Second, women tend to lie less as an amount, and this amount of lie is significantly smaller when they play against a men Responder.⁶

Finally, from Column 4, it can be seen that a Proposer who lied in the past tends to lie more, which reveals the consistency of the individual characteristics (although insignif-

⁶We present in Appendix 2 the output of the random effects tobit regression model, in order take into account that the amount of lie is a left censored variable. The coefficients are similar to those in Table 4.

Table 4: Amount of Lie conditional on Lying

	(1)	(2)	(3)	(4)
	LIE	LIE	LIE	LIE
R	-1.084*** (0.12)	-1.093*** (0.13)	-1.242*** (0.14)	-1.187*** (0.12)
S	0.847*** (0.04)	0.850*** (0.04)	0.899*** (0.05)	0.884*** (0.04)
Period	-0.014 (0.32)	-0.010 (0.25)	0.107 (0.44)	0.081 (0.38)
MM		1.532 (1.07)	2.312** (1.02)	2.333** (1.05)
MW		2.670** (1.05)	2.916*** (0.92)	2.960*** (1.02)
WM		-2.558** (1.02)	-2.043** (1.01)	-1.944* (1.04)
ACC ₋₁			-0.514 (1.06)	-0.463 (1.04)
LIE ₋₁				0.018 (0.04)
_cons	-18.915*** (2.24)	-19.420*** (2.98)	-19.285*** (3.41)	-19.918*** (3.64)
chi2	631.625	471.754	489.111	502.994
N	173	173	139	139
r2_w	0.784	0.784	0.826	0.822
r2_b	0.606	0.663	0.564	0.574
r2_o	0.668	0.706	0.682	0.687

* p<0.10, ** p<0.05, *** p<0.01

Robust S.E Clustered at the individual level.

icant).

b/ Responder Behavior

Table 5 presents the random effects regression model of the Responder acceptance decision. The dependent variable is the *ACC* indicator variable, taking the value 1 if the offer was accepted. We recall that the Responder “sees” the offer *R* and the message *M*, but does not know the endowment of the Proposer.

As emphasized by [Besancenot et al. \(2013\)](#), contrary to Proposers’ beliefs, their message has little impact on Responders’ acceptance decision who care only about the actual amount of the offer.

The analysis of the gender indicator variables corroborates our former finding (**R4**): compared to woman Responders, man Responders accept offers significantly less often (according to the negative coefficient of *MM* and *WM*).

Furthermore, man Responders are the most demanding when they are paired with another man, while woman Responders paired with another woman are the most complacent (but the difference with *WW* is not significant).

Table 5: Acceptance Decision

	(1)	(2)	(3)
	ACCEPT	ACCEPT	ACCEPT
M	-0.001 (0.00)	0.001 (0.00)	-0.000 (0.01)
R	0.019*** (0.01)	0.018** (0.01)	0.019** (0.01)
Period	0.011 (0.01)	0.011 (0.02)	0.028 (0.02)
MM		-0.185*** (0.06)	-0.152** (0.07)
MW		-0.049 (0.06)	-0.030 (0.08)
WM		-0.146* (0.08)	-0.118 (0.08)
ACC ₋₁			0.079 (0.08)
_cons	0.160 (0.15)	0.239 (0.17)	0.102 (0.20)
chi2	35.331	39.454	31.687
N	250	250	200
r2_w	0.158	0.153	0.147
r2_b	0.003	0.081	0.112
r2_o	0.086	0.117	0.128

* p<0.10, ** p<0.05, *** p<0.01

Robust S.E Clustered at the individual level.

4 Conclusion

This paper uses an UG with asymmetric information to analyze players' communication strategies, while taking into account all possible gender interactions.

Allowing for potentially dishonest communication seem to have an impact on the pie sharing strategies. Contrary to findings by [Eckel and Grossman \(2001\)](#) and [Solnick \(2001\)](#) from a perfect information experiment, in our study men make higher offers than women; the highest offers are made by men paired with women Responders, and the lowest by women paired with men Responders. All things equal, the acceptance rate of man Responders is lower than the acceptance rate of woman Responders. In this sense, men appearance of generosity might be explained by their more pessimistic beliefs about the acceptance rate of low offers, as validated by their own behavior in the Responder's role.

Lying by understating the endowment is the most widespread strategy, as implemented in 76% of the games (overstatement occurred only in 3.9% of the games, the rest being truth-telling). Lies induce lower offers: on average, for each ECU of lie, Proposers will reduce their offer by 0.54 ECUs.

We have weak evidence that the frequency of lying is higher in mixed groups than in

homogenous groups. However, studying only cases where lying was observed (the extensive margin of lying), on average, whatever the partner, the amount of lies submitted by women is lower than the amount of lies submitted by men. Furthermore, woman Proposers paired with a man Responder will submit the “smallest lies”, while man Proposers paired with woman Responders will submit the “biggest lies”, with an intermediate level of lying in homogenous groups.

It is of course difficult to infer general conclusions from such simple experiments. However, the existence of a gender effect in the communication strategy is an important topic of research that worth being taken further. The question of the best organization of teams cannot ignore the quality of communication, and the “production of truth”. In our specific context, gender homogenous teams seem to provide the most supportive environment for truth-telling; also, we can keep in mind that men and women, when they decide to lie, would state smaller lies than men.

Acknowledgments

The authors would like to thank the LABEX MME-DII (<http://labex-mme-dii.u-cergy.fr/>) and the ESSEC Research Center for having funded this research project. They are grateful to Delphine Dubart for her technical assistance.

References

- ANBARCI, N., N. FELTOVICH AND M. Y. GÜRDAL, “Lying about the price? Ultimatum bargaining with messages and imperfectly observed offers,” *Journal of Economic Behavior and Organization* 116 (2015), 346–360.
- ARIELY, D., *The (Honest) Truth about Dishonesty* (Harper Collins, 2012).
- AZMAT, G. AND B. PETRONGOLO, “Gender and the labor market: What have we learned from field and lab experiments?,” *Labour Economics* 30 (2014), 32–40.
- BESANCENOT, D., D. DUBART AND R. VRANCEANU, “The value of lies in an ultimatum game with imperfect information,” *Journal of Economic Behavior and Organization* 93 (2013), 239–247.
- BOLES, L. R. T. A. C., TERRY AND J. K. MURNIGHAN, “Deception and retribution in repeated ultimatum bargaining,” *Organizational Behavior and Human Decision Processes* 83 (2000), 235–259.
- CHARNESS, G. AND M. DUFWENBERG, “Promises and partnership,” *Econometrica* 74 (2006), 1579–1601.
- , “Bare promises: An experiment,” *Economics Letters* 107 (2010), 281–283.
- CROSON, R. AND U. GNEEZY, “Gender differences in preferences,” *Journal of Economic Literature* 47(2) (2009), 1–27.
- CROSON, T. L. B. J. K. M., RACHEL T. A., “Cheap talk in bargaining experiments: Lying and threats in ultimatum games,” *Journal of Economic Behavior and Organization* 51 (2003), 143–159.
- ECKEL, C. C. AND P. J. GROSSMAN, “Chivalry and solidarity in ultimatum games,” *Economic Inquiry* 39 (2001), 171–188.

- , “Men, women and risk Aversion: Experimental evidence,” *Handbook of Experimental Economics Results* 1 (2008), 1061–1073.
- ERAT, S. AND U. GNEEZY, “White lies,” *Management Science* 58 (2012), 723–733.
- FERSHTMAN, C. AND U. GNEEZY, “Discrimination in a segmented society: An experimental approach,” *The Quarterly Journal of Economics* 116 (February 2001), 351–377.
- FISCHBACHER, U., “z-Tree: Zurich toolbox for ready-made economic experiments,” *Experimental Economics* 10 (June 2007), 171–178.
- GNEEZY, U., “Deception: The role of consequences,” *American Economic Review* 95 (2005), 384–394.
- GÜTH, W. AND M. G. KOCHER, “More than thirty years of ultimatum bargaining experiments: Motives, variations, and a survey of the recent literature,” *Journal of Economic Behavior & Organization* 108 (2014), 396–409.
- GÜTH, W., R. SCHMITTBERGER AND B. SCHWARTZE, “An experimental analysis of the ultimatum bargaining,” *Journal of Economic Behavior and Organization* 3 (1982), 367–388.
- HAO, L. AND D. HOUSER, “Honest lies,” *GMU Working Paper in Economics* (2010).
- JUNG, S. AND R. VRANCEANU, “Gender Interaction in Teams: Experimental Evidence on Performance and Punishment Behavior,” *ESSEC WP1513* (2015).
- KRISS, P. H., R. NAGEL AND R. A. WEBER, “Implicit vs. explicit deception in ultimatum games with incomplete information,” *Journal of Economic Behavior & Organization* 93 (2013), 337–346.
- LUNDQUIST, T., T. ELLINGSEN, E. GRIBBE AND M. JOHANNESSON, “The aversion to lying,” *Journal of Economic Behavior & Organization* 70 (May 2009), 81–92.
- MITZKEWITZ, M. AND R. NAGEL, “Experimental results on ultimatum games with imperfect information,” *International Journal of Game Theory* 22 (1993), 171–198.
- NIEDERLE, M. AND L. VESTERLUND, “Do women shy away from competition? Do men compete too much?,” *Quarterly Journal of Economics* 122 (08 2007), 1067–1101.
- , “Gender and competition,” *Annual Review in Economics* 3 (2011), 601–630.
- SANCHEZ-PAGES, S. AND M. VORSATZ, “An experimental study of truth-telling in a sender-receiver game,” *Games and Economic Behavior* 61 (October 2007), 86–112.
- SOLNICK, S. J., “Gender differences in the ultimatum game,” *Economic Inquiry* 39(2) (2001), 189–200.
- VAN DAMME, E., K. G. BINMORE, A. E. ROTH, L. SAMUELSON, E. WINTER, G. E. BOLTON, A. OCKENFELS, M. DUFWENBERG, G. KIRCHSTEIGER, U. GNEEZY AND M. G. KOCHER, “How Werner Güth’s ultimatum game shaped our understanding of social behavior,” *Journal of Economic Behavior and Organization* 108 (2014), 292–318.
- VANBERG, C., “Why do people keep their promises? An experimental test of two explanations,” *Econometrica* 76 (2008), 1467–1480.

APPENDIX 1. Instructions⁷

Screen 1.

Good morning. Thank you for participating in this experiment. Please read these instructions carefully and, should you have any questions, raise your hand and call the administrator. Communication between participants is forbidden. Please turn off cellular phones. A payment in cash will be provided at the end of the session. In this experiment you will be paired at random with another person present in this room; pairing is strictly anonymous. Identities of the persons who interact will never be revealed. You will play the same game for five rounds with the same partner.

Screen 2. Personal characteristics

-You are: [A man / A woman]

-Your age is [X]

-Your education level is: [Baccalaureate+1,+2,+3,+4+5,+6 or more years of education]

Screen 3. About your partner

-The gender of the partner is: [man/women]

-The age of the partner is: [X]

-The education level of the partner is: [Baccalaureate+1,+2,+3,+4+5,+6 or more years of education]

Screen 4. General information

The experiment presents an interaction between two individuals on how to share a sum of money, denominated in ECU (for Experimental Currency Units) At the beginning of the game, one of the two players gets an endowment. He/She must then make an offer to the other on how to divide this amount between them. For instance, if he/she receives 100 ECUs, he/she can make an offer 10, that is a division 90:10. Then the other player can either accept this offer or reject it. If accepted, the first player who made the offer keeps the 90 ECUs and the second player who accepted the offer keeps the 10 ECUs; if rejected, both players get nothing. Thus by giving up his/her own gain, the second player can inflict a loss to the former. In this game, the player who receives the offer (Player 2), will never learn the exact amount received by the first player (Player1). He/She only knows that the amount is chosen by the computer, with equal chances, among the integers in the set [50, 100]. Before making his offer, Player 1 must sent a message to Player 2, indicating the amount he/she got at that round. Player 2 cannot verify this information (and Player 1 knows this).

Screen 5. Some clarification questions

These questions aim at helping you to better understand the rule of the game, by means of some fictitious examples.

1. You are the person who receives the offer (your are therefore Player 2).

Assuming that you know that Player 1 got 100 ECUs, if he offer you 25 ECU (75:25), would you accept this offer ? (Yes/No)

Assuming that you know that Player 1 got 50 ECUs, if he offer you 25 ECU (25:25), would you accept this offer ? (Yes/No)

2. You are the person who makes the offer (you are therefore Player 1)

⁷Translated from French.

Assuming that you receive 90 ECUs, but Player 2 only knows that you get a sum in the interval $[50, 100]$,

- What amount would you claim to have obtained ? [...]
- How much money would you offer him/her ? [...]

Screen 6. The rule of the game

Step 0: At the beginning of the game, Player 1 receives an amount S drawn at random by the computer in the interval $[50, 100]$. Every integer has equal chances to be chosen. Player 2 will never learn this amount, but knows that it is draw from the interval $[50, 100]$ with equal chances.

Step 1. Player 1 offers to Player 2 an amount R between 0 and Y . He/She also sends a message M to Player 2, where he/she makes a statement about his endowment S .

Step 3. Player 2 learns the offer R and the message about S , and decides whether to accept/reject this offer. If he/she accepts, he/she gets R and Player 1 gets $(S - R)$, if he rejects this offer, both players get nothing. Player 2 will not be able to verify the information about the actual amount received by Player 1.

You will play this game five times in a row.

One round chosen at random will be remunerated in cash at the end of the experiment, at the exchange rate $100 \text{ ECU} = 10 \text{ euros}$.

Screen 7a. The decision

You are Player 1.

Following a random draw by the computer in the interval $[50, 100]$, you get the amount $[S]$. You must make an offer R to Player 2, in the interval $[0, S]$.

You will also send him/her a message about the money you got. Player 2 will not be able to verify your claim.

If at the next stage, Player 2 accepts the offer, you will gain $(S - R)$ and he/she gains R . If he rejects your offer, both of you will get zero.

Attention please. Actual decision.

For this round, the computer provides you with [...] ECU.

What amount do you declare to Player 2? [...]

What offer do you submit to Player 2? [...]

Screen 7b. The decision

You are Player 2.

At the previous stage, Player 1 got an amount in the interval [...].

He/She informs you that he got [...] ECUs

He/She makes you an offer of [...] ECUs

You must decide whether to accept or not this offer. If you reject this offer, gains of both of you are zero.

Make your decision now: [Accept] - [Reject]

Screen 8a. Results

Results. You are Player 2. Player 1 proposed [R]. You accepted (rejected) his offer. Your gain for this round is [R] (or 0).

Screen 8b. Results

Results. You are Player 1. You proposed [R]. Player 2 accepted (rejected) your offer. Your gain for this round is [Y-R] (or 0)

At the end of the experiment (after the 5 rounds)**Question**

Your partner was:

-[A man, A woman, Don't know]

Last screen

Thank you for having participated in this experiment.

The total gain for the experiment is [] euros.

APPENDIX 2. Random Effects Tobit Left-Censored regression of the extensive margin in lying

	LIE	LIE	LIE	LIE
R	-1.127*** (0.13)	-1.112*** (0.12)	-1.286*** (0.17)	-1.283*** (0.18)
S	0.860*** (0.05)	0.856*** (0.04)	0.913*** (0.05)	0.914*** (0.05)
Period	0.010 (0.26)	0.001 (0.27)	0.139 (0.42)	0.147 (0.42)
MM		1.519 (0.94)	2.301* (1.19)	2.311** (1.17)
MW		2.661*** (0.92)	2.894** (1.32)	2.916** (1.18)
WM		-2.567** (1.10)	-2.071 (1.38)	-2.021 (1.33)
ACC ₋₁			-0.560 (1.11)	-0.549 (1.25)
LIE ₋₁				0.013 (0.05)
_cons	-18.713*** (2.72)	-19.316*** (2.58)	-19.116*** (4.33)	-19.445*** (4.47)
sigma_u				
_cons	3.973*** (0.53)	3.419*** (0.51)	3.945*** (0.71)	3.933*** (0.71)
sigma_e				
_cons	4.510*** (0.30)	4.530*** (0.32)	4.306*** (0.37)	4.307*** (0.42)
chi2	362.170	518.597	380.391	475.640
N	173.000	173.000	139.000	139.000

* p<0.10, ** p<0.05, *** p<0.01

ESSEC Business School

Avenue Bernard Hirsch
CS 50105 Cergy
95021 Cergy-Pontoise Cedex
France
Tél. +33 (0)1 34 43 30 00
Fax +33 (0)1 34 43 30 01
www.essec.fr

ESSEC Executive Education

CNIT BP 230
92053 Paris-La Défense
France
Tél. +33 (0)1 46 92 49 00
Fax +33 (0)1 46 92 49 90
www.executive-education.essec.fr

ESSEC Asia-Pacific

100 Victoria Street
National Library # 13-02
Singapore 188064
Tél. +65 6884 9780
Fax +65 6884 9781
www.essec.edu/asia

Contact:

Research Center
+33 (0)1 34 43 33 58
research.center@essec.fr

ISSN 1291-9616



affilié à la
 CCI PARIS ILE-DE-FRANCE